



TECHNICAL

BULLETIN

TECHNICAL BULLETIN: 13-05

DATE: March 7, 2013

SUBJECT: Release of UK Software Version 3.2

AVAILABILITY: All Authorized Triton Distributors and Third Party Service Providers

| This bulletin addresses: | | Recommended Implementation is: | |
|--------------------------|-------------------------------|--------------------------------|--|
| | Documentation Changes | X | Now for all affected units |
| | Hardware Service Issues | | All affected units during next service visit |
| X | Software Announcements | | Optional |
| | Technical Tips | | No implementation required |

DESCRIPTION:

Triton announces the release of **Software Version 3.2 for the United Kingdom** for the following Triton ATMs: RL1600, RL2000, RL5000, FT5000, RT2000, and RL3400. Read this bulletin and the release notes carefully before deciding to upgrade your software. Check with your processor on certification status before deploying software.

Some major features:

EMV Kernel

In order to meet EMVCo requirements and renewal guidelines, this software release contains a new version of the EMV kernel. The version will be listed in Main Menu > Terminal Configuration > More Options > EMV Configuration > Terminal EMV Configuration as **1.0.0.8**.

Management Favorites

A Favorites Menu has been added as the starting point of Management Functions after login. Enabled by default, this menu's settings are unique to each management user. Button **0** will always point to the Main Menu and remain non-configurable. Initial login will display the following screen:



Buttons **1-9** may be configured to the functions that the user desires. The user can only choose functions to which they have authorized access. The Favorites Menu may be reconfigured anytime via the **0** button on the Main Menu.

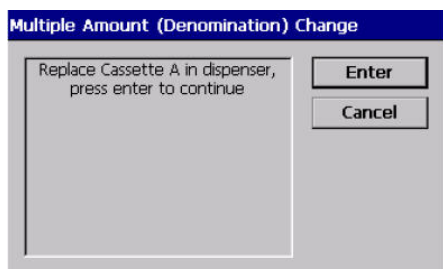
Cassette Denomination Security

A security feature has been added to ensure the user has proper access to the vault and the cassette contains currency before allowing the user to change the cash denomination (multiple amount) value. (Main Menu > *Terminal Configuration* > *Cassette Setup* > *Cassette Parameters* > *Multiple Amount*.)

When **7** is selected to change the denomination, the selected cassette is unlocked (for dispensers that support locking) and the user is prompted to remove the cassette:

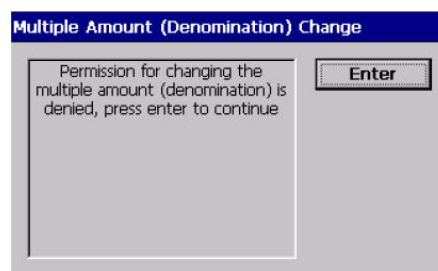


After removing the cassette and pressing ENTER on the keypad, the user is prompted to replace the cassette:



After replacing the cassette and following the normal process of changing the denomination amount, the amount is changed.

If any of the these steps fail, the dispenser is not operational, or the user presses cancel to abort the process, the following message is displayed and the denomination change is not allowed:



Some features are changes found in **version 2.4.8** as part of the 3.2 software update. Key among these are:

SSL Support

SSL can be enabled from *Main Menu > Terminal Configuration > Communications*. This provides the ability to establish a secure connection with the ATM host and Triton Connect using the SSL (Secure Socket Layer) capabilities of Windows.

XScale Screen File Changes

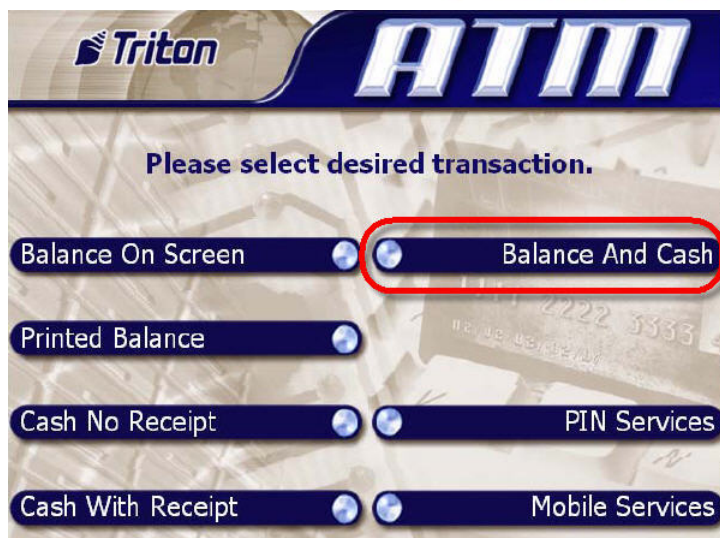
This software release for XScale controller boards now uses the same customer screen graphics and functionality as the newer X2 controllers.

PIN and Mobile Services Enabled by Card BIN

Previously the PIN and Mobile Services options could be enabled or disabled by default by selecting the appropriate options in Management Functions. With this release, these options will always be disabled by default and only enabled by configuring BINs to allow these options in *Main Menu > Terminal Configuration > ISO/Surcharge Properties*.

“Balance and Cash” Transaction Type

A “Balance and Cash” option will be presented if an ICC transaction is being executed and the card contains up to 4 mutually exclusive applications.



Some characteristics of this feature:

- Option to view balance on screen or print
- Customer not prompted to remove card for balance
- After balance, option to withdraw or not
- Option for receipt or not
- “Balance and Cash” option may be disabled/enabled at Main Menu > Terminal Configuration > Optional Screen Buttons > Select ATM Transaction Type

Please review the Release Notes for the many more features found in the 3.2 version. Below is a nutshell bullet list of some of the additional features:

- Show Corrective Actions for Terminal Errors
- Firewall Support (X2 Systems Only)
- File Transfer Interruption Recovery
- Send Range of Journals to Triton Connect
- Download Keys Failure Description
- Download Keys/Day Close SSL Failure
- EPP Serial Number at Triton Connect
- Enable/Disable Journal Upload
- Automatically enable shutter for NMD100
- ATM Cassette Parameters/Totals Reset
- Modem Error when ATM Configured for TCP/IP
- Reset Dispenser Option
- EMV Application IDs
- TDM Test Dispense Changes
- Trial Day Close
- Single Note Test Dispense
- Rear Service Panel Changes
- Software Update History
- Terminal ID Verification
- Ping Function
- SSL Certificates
- Receipts Not Printing in Low Memory
- Default Transaction Type
- Screen File Loading
- Schedule Reboot When Out of Service
- Configuration Summary Changes
- Place Cassettes In Service When Clearing Error
- Clear Ethernet Settings for DHCP
- Disable Date/Time Change Journal
- Park Feature
- Fast Cash Screen Changes

If you have any questions, please contact Technical Support or our Parts Department at 1-228-575-3100 from outside North America or toll free in the U.S./ Canada 1-800-259-6672.