

TECHNICAL BULLETIN

SUBJECT:
TRITON UNIT SERIAL NUMBER BREAKDOWN

TECHNICAL BULLETIN: 22-05
DATE: MARCH 04, 2022

Confidential - Available to all authorized Triton distributors and third party service providers

TRITON UNIT SERIAL NUMBER BREAKDOWN - UPDATE


The Triton ATM serial number provides basic information about the ATM, such as product family, operating platform, dispenser type, and date of manufacture. This document provides a breakdown of Triton serial numbers.


The unit serial number can be found on the unit label in the top left directly above the barcode.

Unit Model:ARGO – RL741H

Date of Manufacture: 6/21/2019

Serial Number: LRL741H191724564






21405 B Street
Long Beach, MS 39560
1-866-7-TRITON Tel
1-228-575-3101 Fax

Cabinet Service Rating:UL291 Business Hours Service Only

Electrical Input Ratings:
Voltage: 100-240 VAC
Frequency: 50/60 Hz
Current: 3.3 A

Mech:ECDM – 100 Triton




This device complies with Part 15 of the FCC rules. Operation is subject to the following two conditions: (1) This device may not cause harmful interference, and (2) This device must accept any interference received, including interference that may cause undesired operation.

Caution

This is a class A product: In a domestic environment this product may cause radio interference in which case the user may be required to take adequate measures.

If unit contains wireless modem: The antenna(s) used for this transmitter must be installed to provide a separation distance of at least 20 cm from all persons and must not be co-located or operating in conjunction with any other antenna or transmitter.

*****Warning*****  *****Avertissement*****

*Disconnect all power cords prior to servicing
*For continued fault protection, follow the correct voltage and current ratings when replacing fuses.
*Use of this product in a manner other than those described in the user and installation manuals may result in personal injury.

*Débranchez tous les cordons d'alimentation avant l'entretien.
*Pour la protection de défaut continu, suivez les évaluations actuelles tension correcte lors du remplacement des fusibles.
*L'utilisation de ce produit d'une manière autre que celles décrites dans les manuels utilisateur et d'installation peut entraîner des blessures personnelles.

US PAT. NO. 6,971,322
© Triton Systems of Delaware, LLC.

"REMOVAL OR ALTERATION OF THIS LABEL WILL VOID WARRANTY"

See next page

Example:

L	R	L	7	4	1	H	1 9	172	4564
<i>1st Letter New Unit</i>	<i>2nd Letter Retail</i>	<i>3rd Letter Lobby</i>	<i>1st ARGO 15</i>	<i>2nd X3</i>	<i>3rd BH</i>	<i>4th ECDM-100</i>	<i>5th & 6th 2019</i>	<i>7th – 9th June 21</i>	<i>Last 4 # Triton Count</i>

1st letter

L = New Unit
R = Refurbished Unit
C = New with Core Parts

2nd Letter

R = Retail
F = Financial
V = VersaSafe
P = Propane

3rd Letter

L = Lobby
T = Through the Wall
S = VersaSafe
M = Propane

1st Number

1 = 1xxx & ARGO 7”
2 = 2xxx & ARGO 7”
3 = Traverse
4 = NDU/Propane
5 = 5xxx
6 = ARGO 12
7 = ARGO 15/ARGO FT
8 = VersaSafe

2nd Number

1 = XScale
3 = X2
4 = X3
5 = X3 in a housing
6 = X2b (1600)
7 = X2T (ARGO 7” X2)

3rd Number

0 = No cabinet/SKD
1 = Business Hour/Business Hour FT Drive-up
2 = Level 1/Level 1 FT Drive-up
3 = VersaSafe Deep Level 1/FT BH Walk-up
4 = VersaSafe shallow/ FT Level 1 Walk-up

4th Number

Dispenser
0 = No Mech
1 = TDM 100
2 = TDM 150
3 = Mini Mech
4 = SDD
5 = NMD 50
6 = NMD 100
7 = TDM 200
8 = TDM 250
A = TDM 50
B = SCDU
D = HCDU
E = G60
H = ECDM-100
J = MMR050

4th Number - VersaSafe Only

Bill Acceptor
1 = AE2800
2 = SCNL
3 = SCNXL

5th & 6th Numbers

Year of Manufacture

7th – 9th Numbers

Julian Day of the Year

Last 4 Numbers

Triton Counter

If you have questions regarding this Technical Bulletin, please contact Technical Support at 1-228-575-3100, option 3 or toll free in the U.S. / Canada 1-877-787-4866, option 4. Visit www.tritonatm.com for additional information. For all ATM parts, repair, and training needs, visit www.atmgurus.com.